

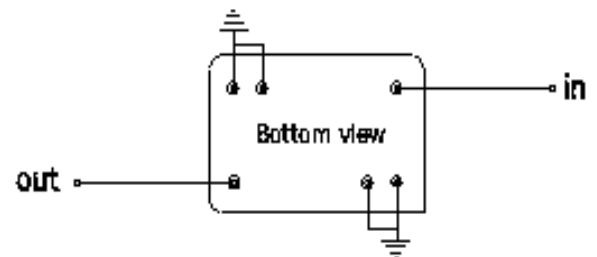
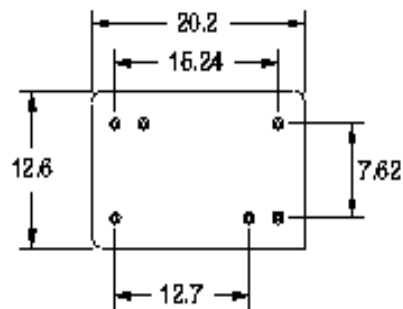
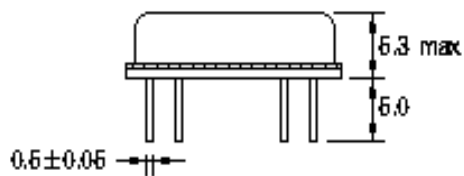
129.3 MHz/11.3 B/W SAW Filter

162940

Specifications

Parameter	Unit	Min	Typical	Max
Center Frequency	MHz		129.30	
Insertion Loss	dB		22.0	25.0
1dB Bandwidth	MHz	10.80	10.89	
3dB Bandwidth	MHz	11.20	11.33	
40dB Bandwidth	MHz		13.06	13.20
Ultimate Rejection	dB	55	60	
Passband Ripple	dB		0.5	1.0
Absolute Delay	µsec		1.98	
Group Delay Variation	nsec		94	200
Substrate	LN			

Package Outline



Source/Load Impedance = 50 Ω

SAW PRODUCTS