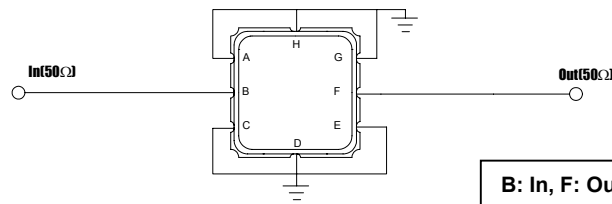
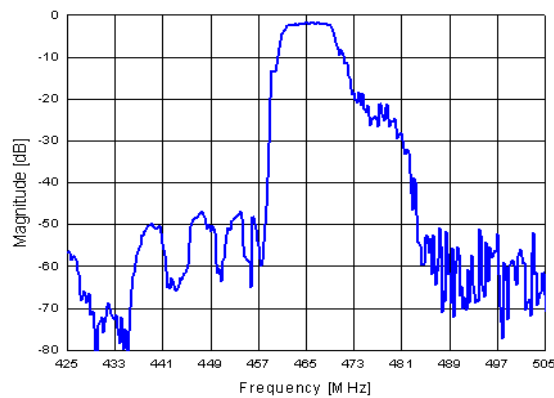


465.0 MHz RF SAW Filter for CDMA Rx 162962

Specifications

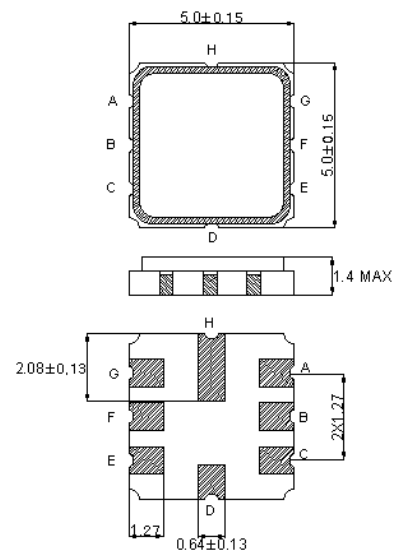
Parameter	Unit	Min	Typical	Max
Center Frequency	MHz	-	465.0	-
Insertion Loss 462.5 ~ 467.5 MHz	dB	-	2.6	4.8
Ripple 462.5 ~ 467.5 MHz	dB	-	1.4	2.0
Stop Band Attenuation 0.300 ~ 452.5 MHz	dB	40	45	-
452.5 ~ 457.5 MHz	dB	35	45	-
485.0 ~ 507.5 MHz	dB	40	50	-
507.5 ~ 1200.0 MHz	dB	30	44	-
1200.0 ~ 1700.0 MHz	dB	20	28	-
Terminating Impedance	Ω /pF	50/0		
Input Power 462.5 ~ 467.5 MHz	dBm	-	-	27

Frequency Response



B: In, F: Out, A, C, D, E, G, H : Ground

Package Outline



SAW PRODUCTS

COM DEV