

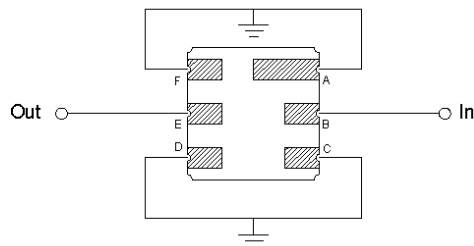
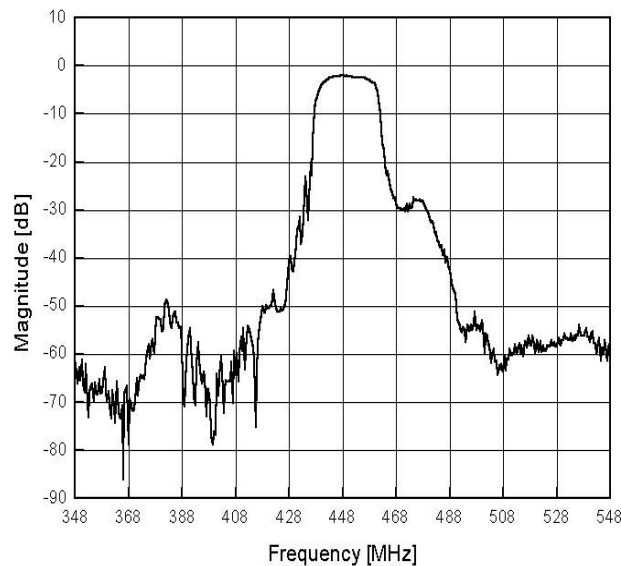
448.0 MHz RF SAW Filter

163001

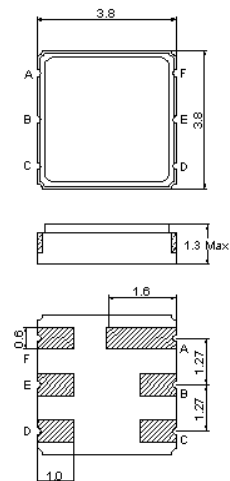
Specifications

Parameter	Unit	Min	Typical	Max
Center Frequency (F_0)	MHz	-	448.0	-
Insertion Loss 440.0 ~ 456.0 MHz	dB	-	2.8	4.0
Ripple 446.0 ~ 456.0 MHz	dB	-	0.7	1.5
Stop Band Attenuation $F_0 - 200.0 \sim F_0 - 42.8$ MHz $F_0 + 42.8 \sim F_0 + 200.0$ MHz	dB	45 50	50 55	- -

Frequency Response



Package Outline



B : In
E : Out
A, C, D, F : Ground

SAW PRODUCTS